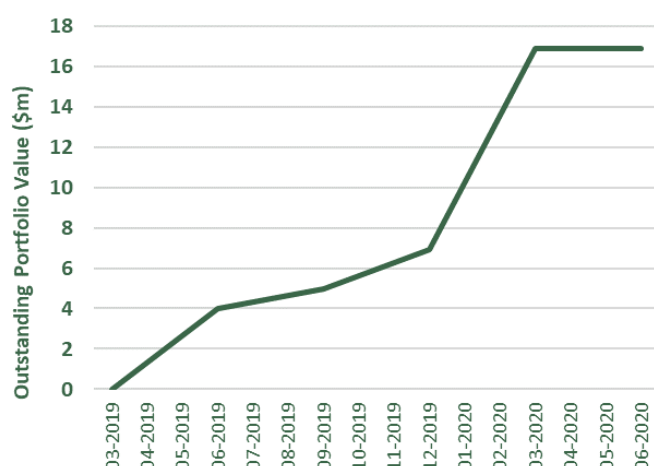


PORTFOLIO COMPOSITION

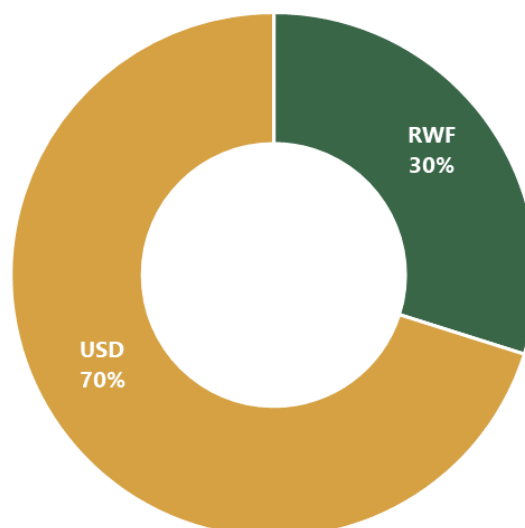
Portfolio Summary	USD m
Disbursed Capital	16.9
Committed Capital (incl. disbursed)	20.25
Investable Capital*	73.0
Investments (#)	3
Companies (#)	3
Countries (#)	3

*Cash in Bank & Undrawn Capital

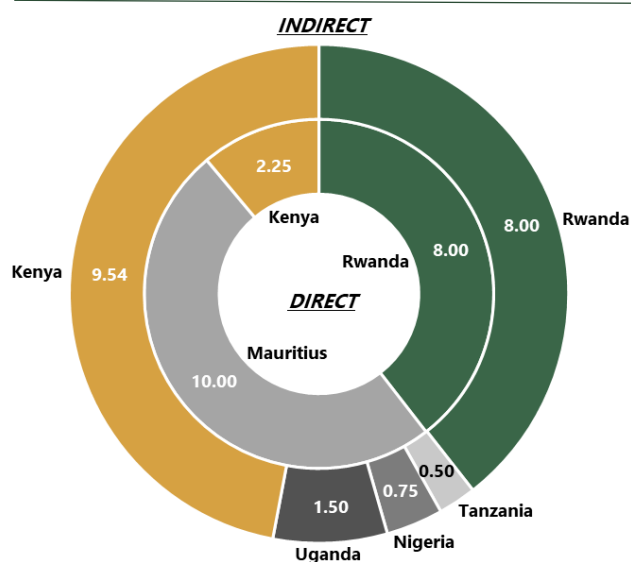
Total Active Portfolio



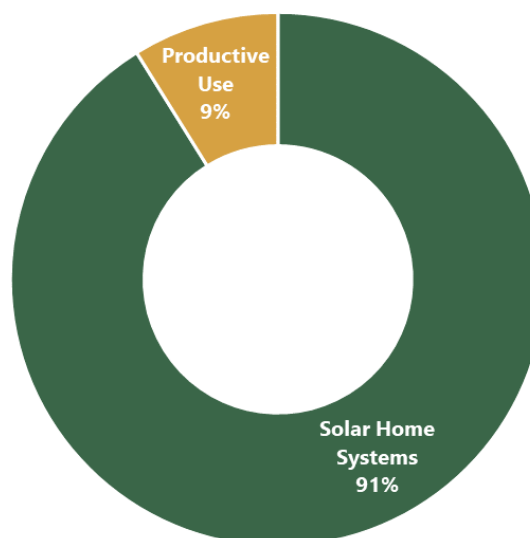
Active Portfolio by Currency (%)



Committed Portfolio by Country (USD m)



Committed Portfolio by Sector (%)



INVESTORS



Committed Capital by Investor (USD m)

Investor	Type	USD mm
African Development Bank	Debt & Equity	30
KfW	Equity	17
EU DevCo (AfDB)	Equity	15
Calvert Impact Capital	Debt	10
Global Environment Facility	Equity	8.5
Nordic Development Fund	Equity	7
Prudential Insurance Company of America	Debt	5
All-On Nigeria	Debt & Equity	2
LHGP Asset Management	Equity	0.6
Total Committed Capital		94.6

Drawn Capital Structure (USD m)

